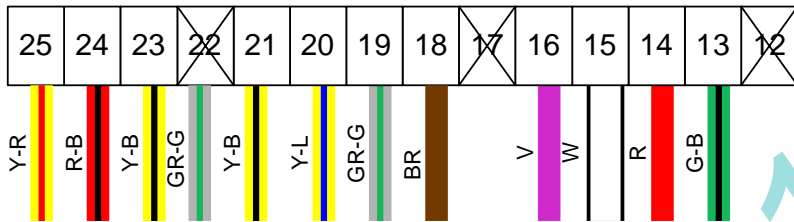
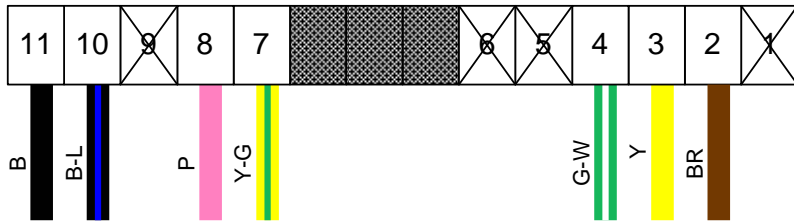
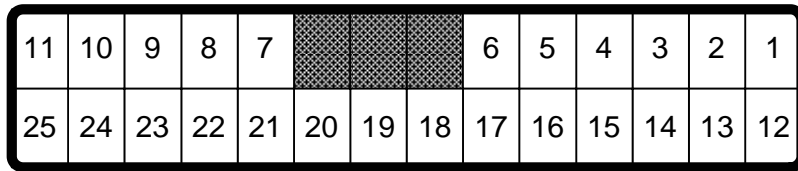



JZA70 IG1 Male



Male IG1



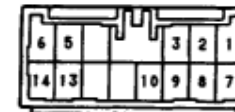
Notes:

- Pins with O are optional if using clip. Pins with X are unused.
- 1) Pins with 14, 15, 16 for A/T.
- 2) Pins 2 & 13 only used if original JZA70 CAT with EGT sensor installed.
- 3) Pins 14, 15, 16, 22 used for A/T installations.
- 4) Pin 21 used if 7MGTE oil pressure sending unit wire is pulled and also installed in the female IG1 connector at pin 21. Or wire from pin 23 can be used on oil gauge sending unit if replaced with OEM 7M unit on block.
- 5) Pins 23 and 25 used if original JZA70 tach installed and additional wires pulled to the gauge cluster.
- 6) Pin 4 connected to stop light switch.

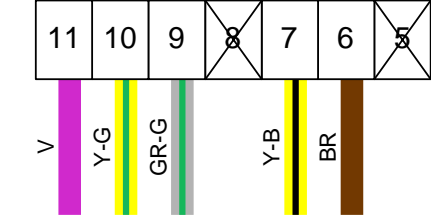
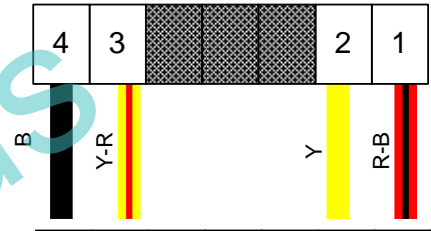
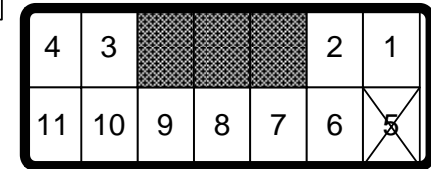
Body Side IG1 Connector for 1990+

| IG1 Pin | | M1 Pin |
|---------|--|--------|
| 1 | Unused | X |
| 2 | CAT Temp Sensor | O |
| 3 | J/B 3 | 2 |
| 4 | Stop Light SW | O |
| 5 | Unused | X |
| 6 | Unused | X |
| 7 | Water Temp Light | 10 |
| 8 | Comb SPD Sensor | 3 |
| 9 | Unused | X |
| 10 | Digital Dash NSW | X |
| 11 | Tach | 4 |
| 12 | Unused | X |
| 13 | CAT Temp Sensor | O |
| 14 | A/T P + ABS pin 12 | B3-7 |
| 15 | A/T N + ABS pin 11 | B2-7 |
| 16 | A/T D | |
| 17 | Unused | X |
| 18 | Dash Gnd | 6 |
| 19 | Check Eng Light | 9 |
| 20 | EGT Dash Light | X |
| 21 | Oil Pres Gauge(US) | 7 |
| 22 | A/T Check Eng | B2-21 |
| 23 | Oil Pres Lgt | O |
| 24 | Backup Lights | 1 |
| 25 | Oil Warning Light to IH2 Pin 22 OK Monitor | O |

B2



MA71 M1 Male



B3 GRAY

