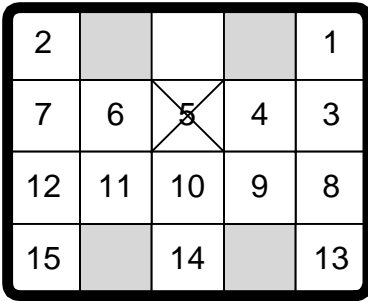


JZA70 Male IH1 15 pin mapped to 1987-Early 1989 MA71

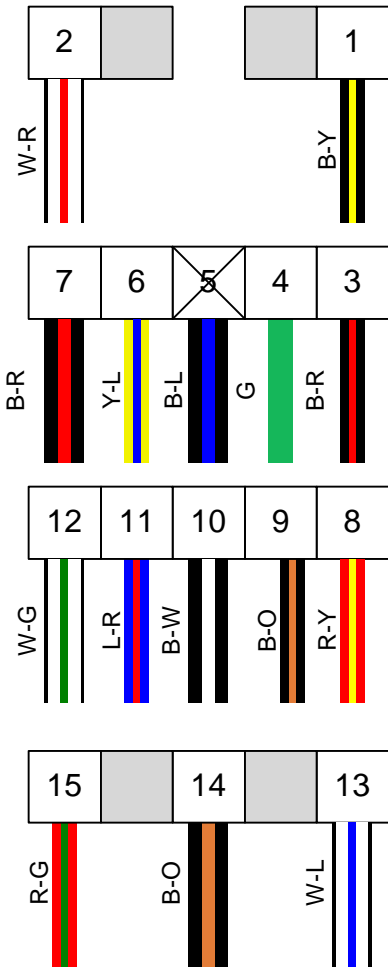
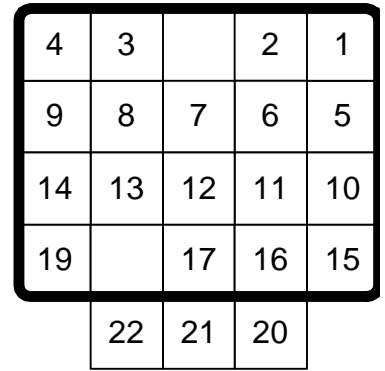
JZA70 Male (IH1)



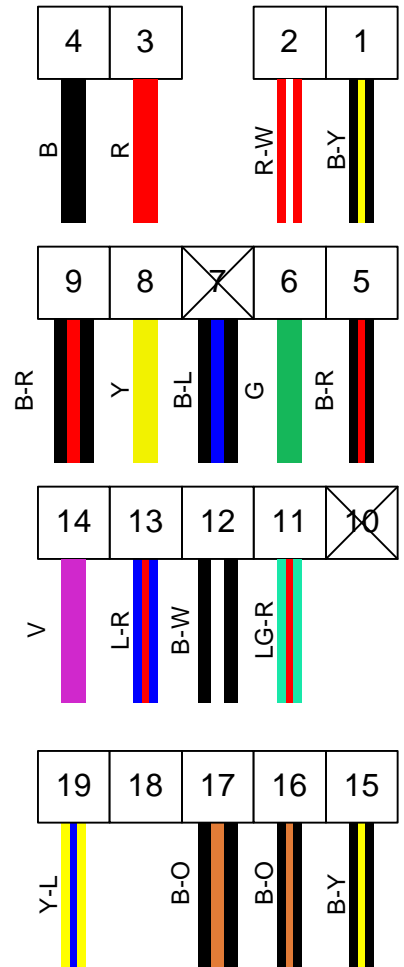
Replace the MA71 22 pin male B1 connector with the JZA70 15 pin male connector. Attach the MA71 B1 wires to the corresponding IH1 pin locations.

Note: The connector views are from the pin side not the wire side.

MA71 Male (B1)



IH1 Pin		
1	A/C conn K1	B1-1
2	PPS Conn	B3-10
3	FP check conn	B1-5
4	COR pin #4	B1-6
5	NSW for A/T	B1-7
6	FP Relay	B1-8
7	COR pin #2	B1-9
8	CC computer pin 7	x
9	Conn-IF1 pin#9 F-L	B1-16
10	Conn II pin#7	B1-12
11	A/C Amplifier	B1-13
12	PPS Conn B3 pin 4	B3-4
13	A/C conn L1 pin #8	L1-8
14	IG2	B1-17
15	CC computer pin 10	x

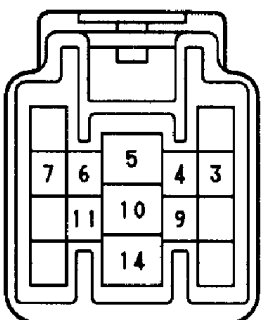


Male B3



This connector comes from the PPS computer.

Male IH1



Female L1



This connector comes from the A/C amplifier.

Male B1

